

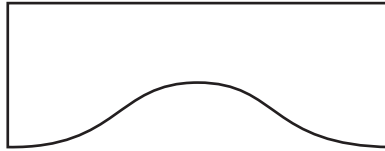
arches

Square



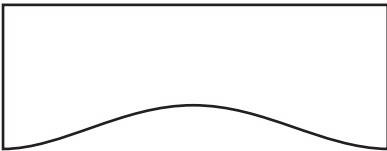
100

Standard



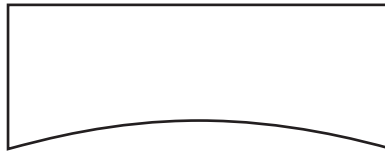
200

Shallow



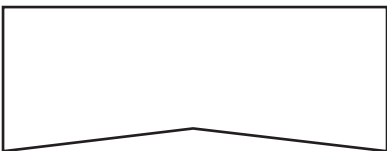
300

Gentle Arch



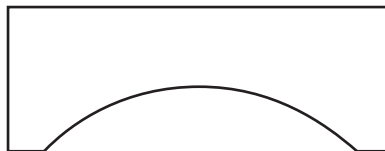
400

"V" Top



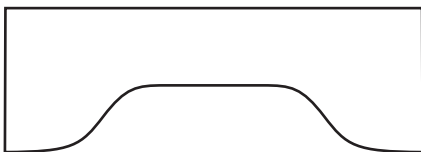
500

Hudson



600

French



700

inside

Bead




Ogee



Roundover



Shaker




Bevel*




*Note: On Bevel V Groove runs through the joint

Cove



Eased Shaker*



*Note: On Eased Shaker V Groove does not run through the joint

inside


Champher



8 Mod



Shaker*

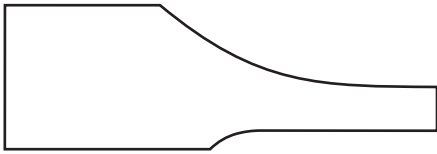


*Note: 1/4" reveal on face.

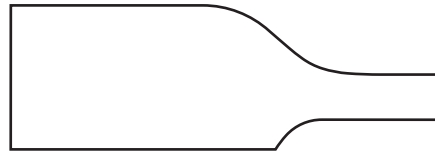


panel raise

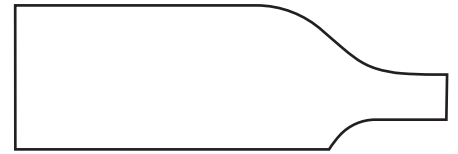
Acadia



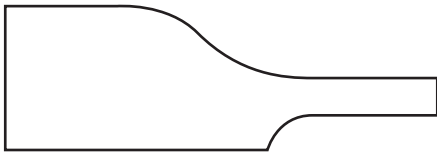
Beardsley



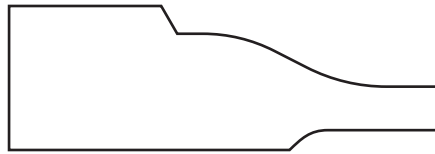
Celtic



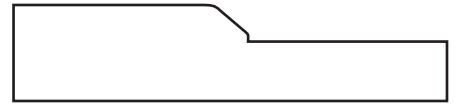
Empire



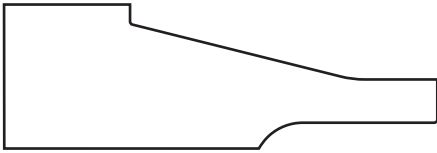
Huguenot



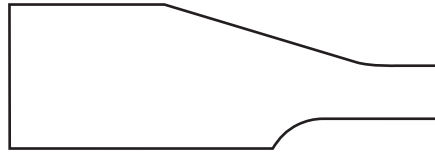
Harvard



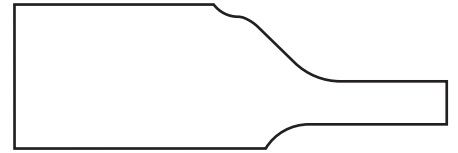
Jubilee



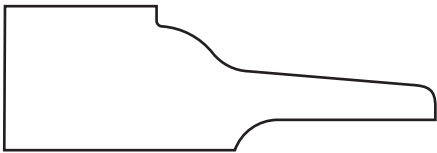
JMod



Kipling



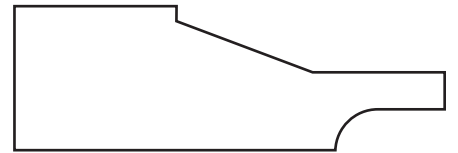
Liberty



NMod

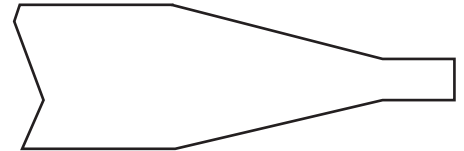
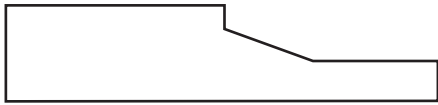


Normandy



panel raise

Plywood




Solid



Solid Bead



Solid V Groove




*rough sawn face with micro v-groove

Winston





outside

1/4 Cove



Ogee




1/4 Roundover




Bead




Eased Bead



1/8 Cove



Bevel



Chamfer




outside



Square



Eased Square




3/8 Roundover



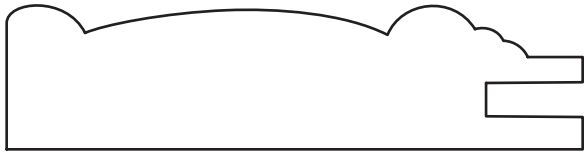
Bullnose



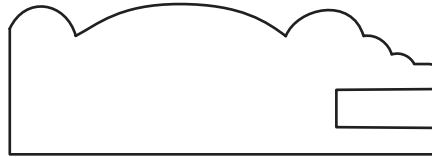
Cove



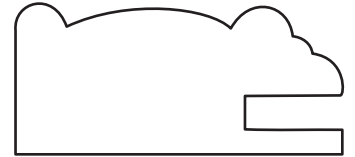
mitre



2100




2150




2175



2200




2203




2250



2300



2400



2450

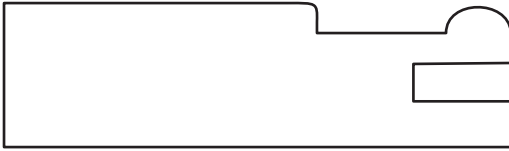


2500

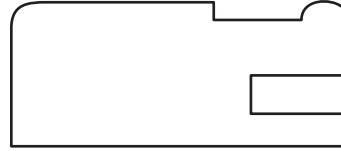


2575

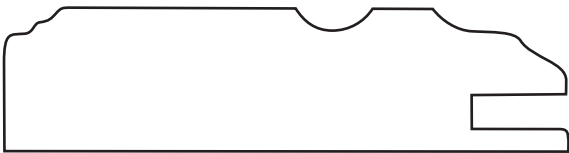
mitre



2600



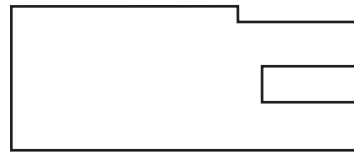
2675



2700




2800




2875



2900



2950



3100

mitre



3200



3350



3400



3500



3600

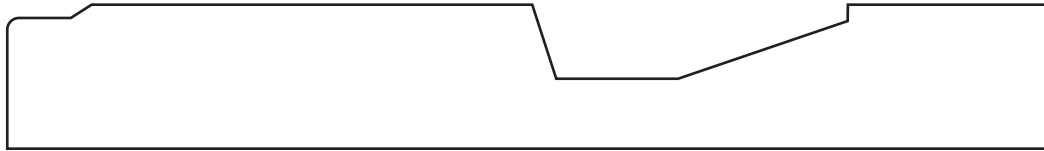


3700

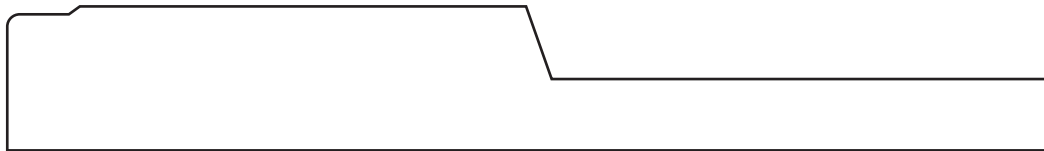


3750

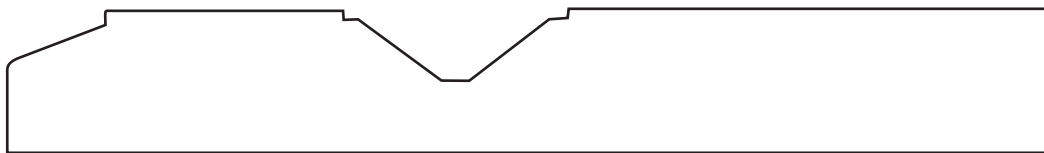
1 piece MDF series




7050




7051



7052



7053




7055


2 piece MDF series

Inside profiles can be combined with any of the profiles in the outside profile pages

All profiles also available in 1 piece MDF



4 75
INSIDE OUTSIDE




V-Groove runs through stile and rail joint 5 65
INSIDE OUTSIDE



V-Groove does NOT run through stile and rail joint 7 76
INSIDE OUTSIDE



8m 68
INSIDE OUTSIDE



12 76
INSIDE OUTSIDE

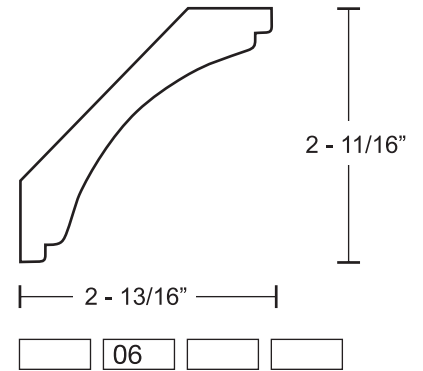
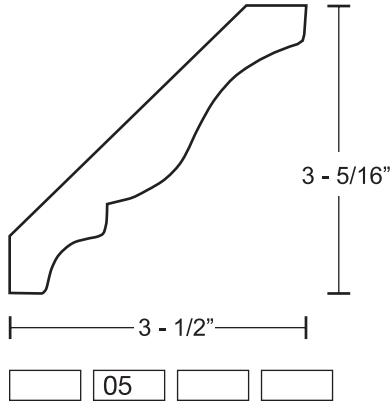
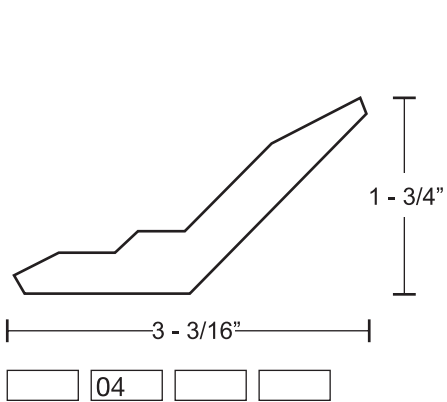
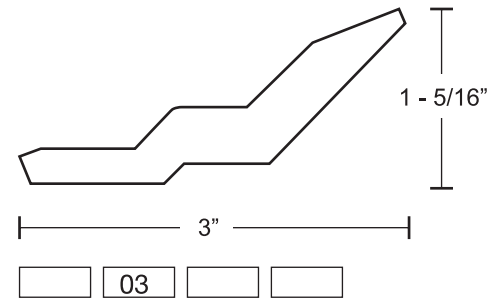
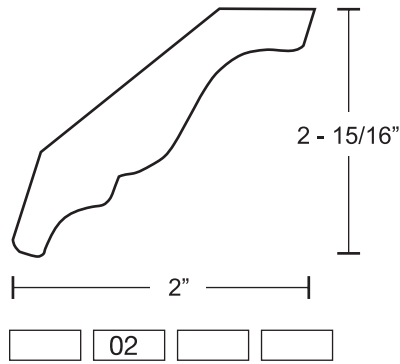
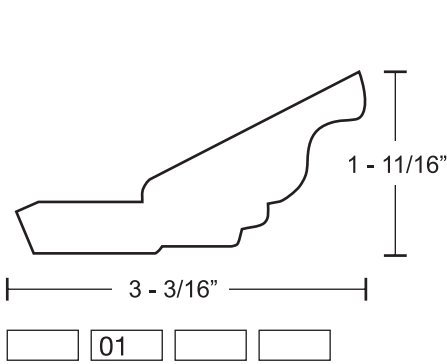


12 3/8 77
INSIDE OUTSIDE

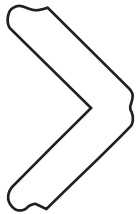
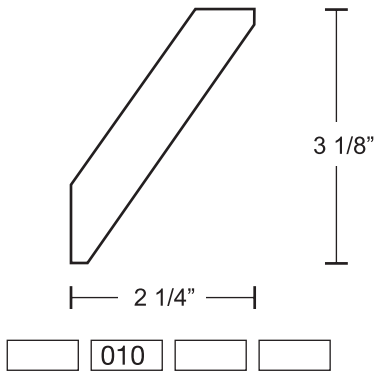
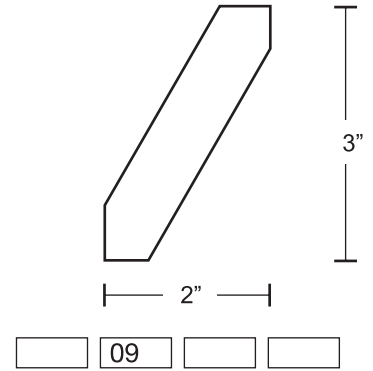
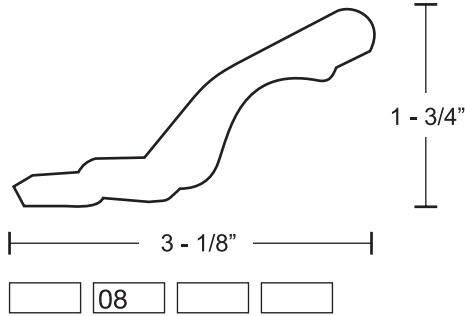
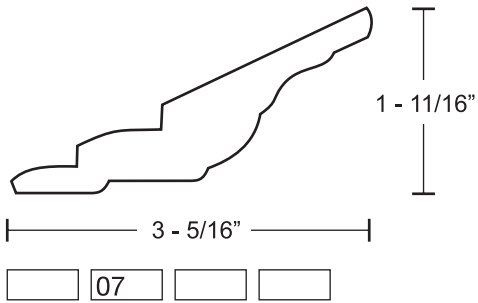


13 65
INSIDE OUTSIDE

mouldings




mouldings



90° Corner



45° Corner



Batten

