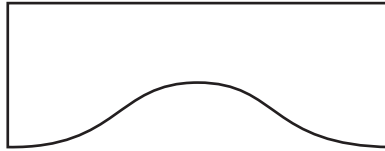


# arches

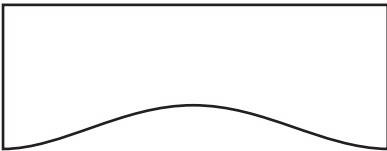
Square



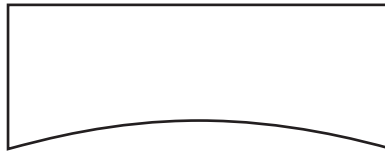
Standard



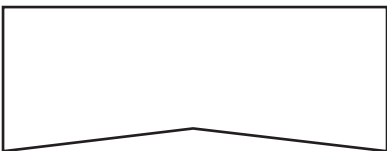
Shallow



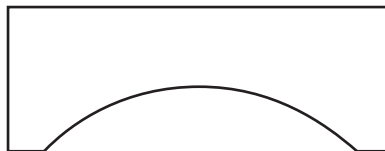
Gentle Arch



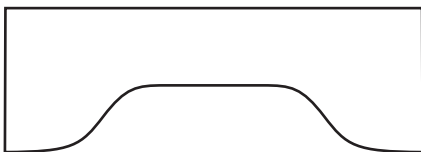
"V" Top



Hudson



French



# inside

Bead



Ogee



Roundover



Shaker




Bevel\*




\*Note: On Bevel V Groove runs through the joint

Cove



Eased Shaker\*



\*Note: On Eased Shaker V Groove does not run through the joint

# inside


Champher



8 Mod



Shaker\*

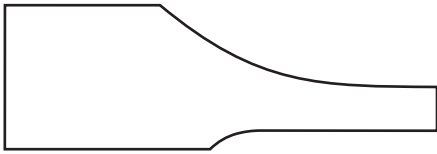


\*Note: 1/4" reveal on face.

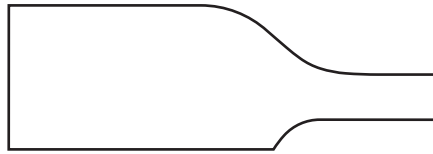


# panel raise

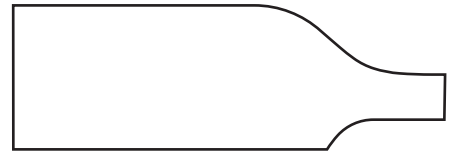
Acadia



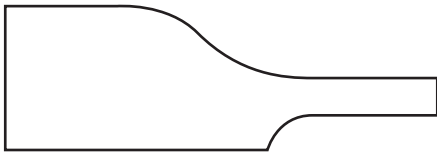
Beardsley



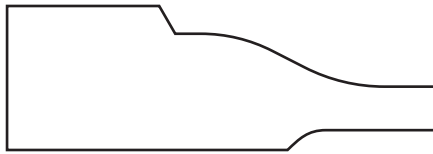
Celtic



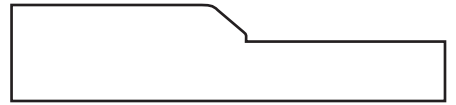
Empire



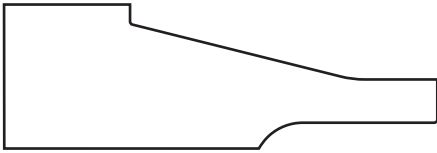
Huguenot



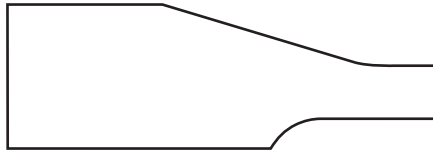
Harvard



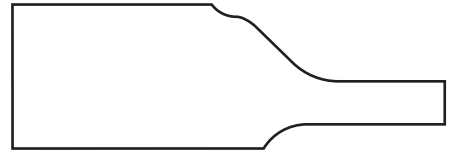
Jubilee



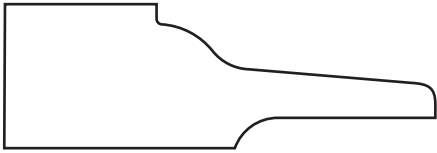
JMod



Kipling



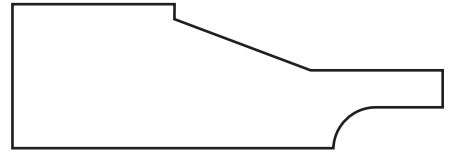
Liberty



NMod

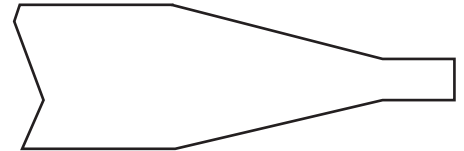
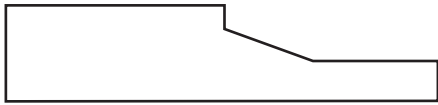


Normandy



# panel raise

Plywood




Solid



Solid Bead



Solid V Groove




\*rough sawn face with micro v-groove

Winston





# outside

1/4 Cove



Ogee



1/4 Roundover




Bead




Eased Bead



1/8 Cove



Bevel



Chamfer




# outside



Square



Eased Square




3/8 Roundover



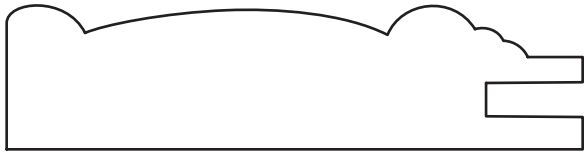
Bullnose



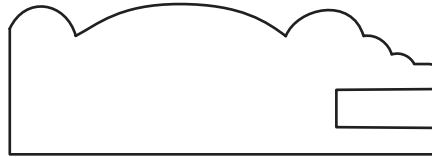
Cove



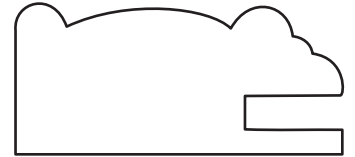
# mitre



2100



2150




2175



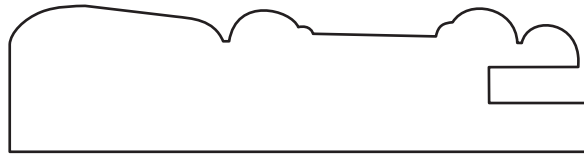
2200




2203




2250



2300



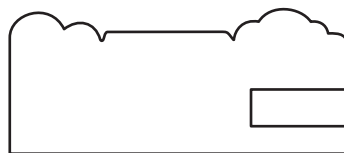
2400



2450



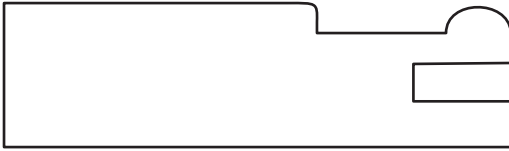
2500



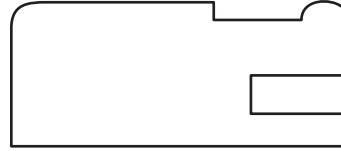
2575



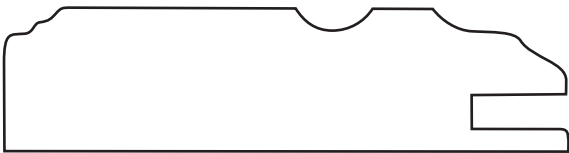
# mitre



2600



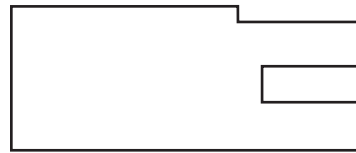
2675



2700




2800




2875



2900



2950



3100

# mitre



3200



3350



3400



3500



3600

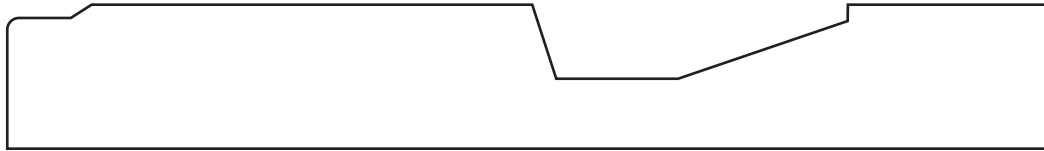


3700

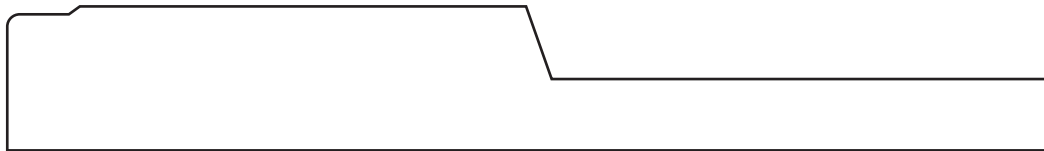


3750

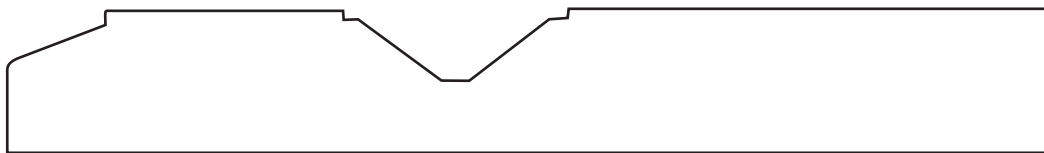
# 1 piece MDF series




7050



7051



7052



7053




7055


# 2 piece MDF series

Inside profiles can be combined with any of the profiles in the outside profile pages

All profiles also available in 1 piece MDF



4  75  
INSIDE OUTSIDE




V-Groove runs through stile and rail joint  5  65  
INSIDE OUTSIDE



V-Groove does NOT run through stile and rail joint  7  76  
INSIDE OUTSIDE



8m  68  
INSIDE OUTSIDE



12  76  
INSIDE OUTSIDE

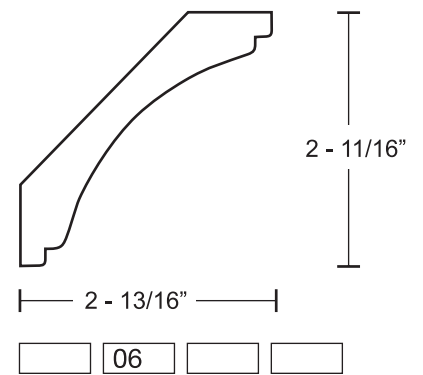
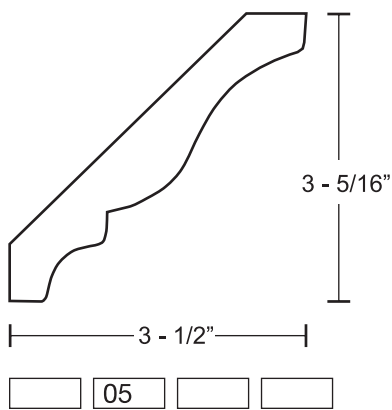
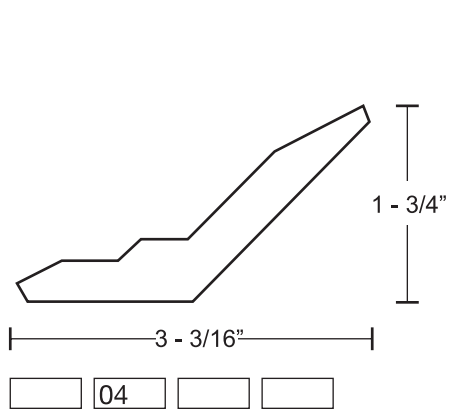
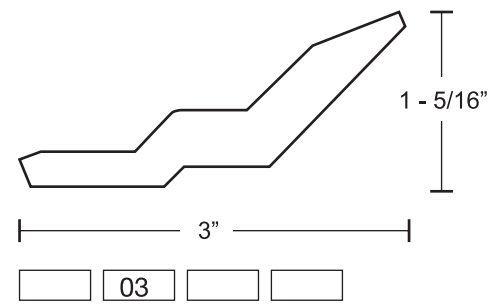
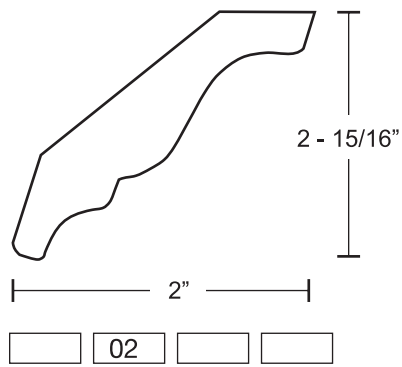
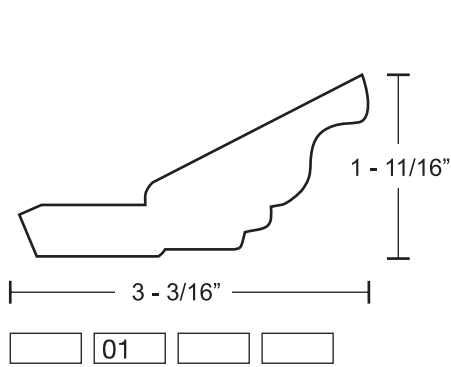


12 3/8  77  
INSIDE OUTSIDE

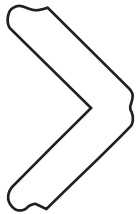
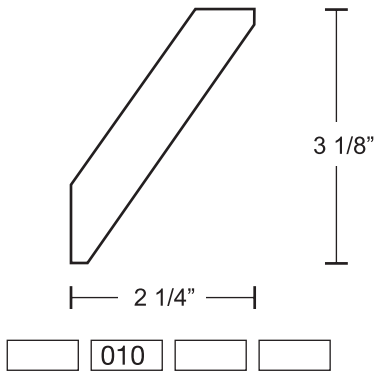
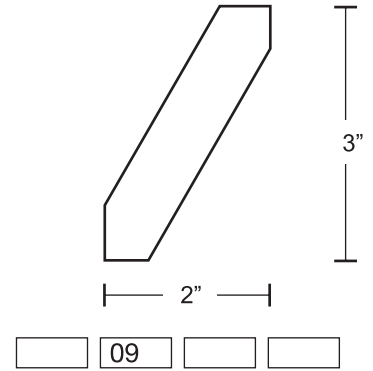
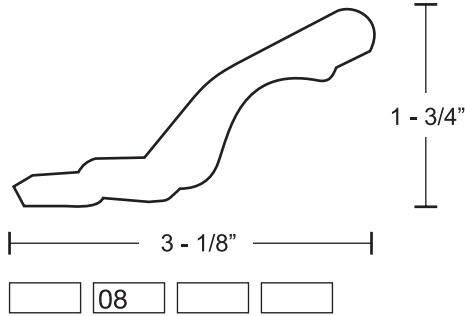
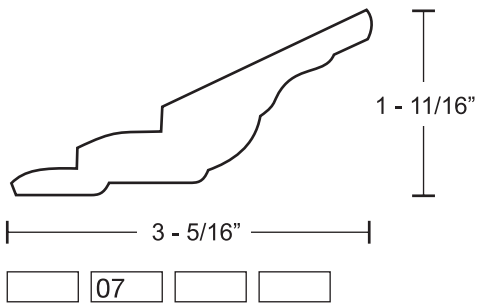


13  65  
INSIDE OUTSIDE

# mouldings




# mouldings



90° Corner



45° Corner



Batten

